


ALUMNI PORTAL

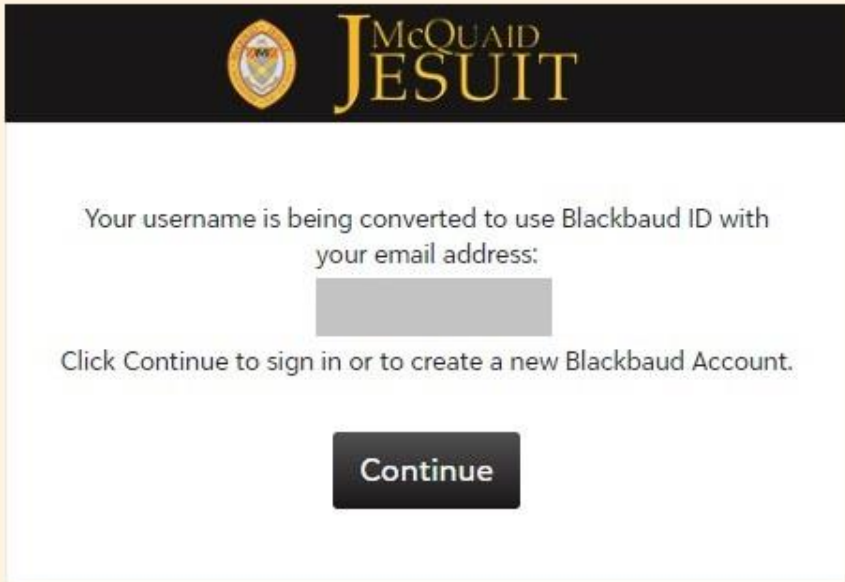
Log in to your account here: <https://mcquaid.myschoolapp.com/app/#login>

Enter your **email** and click **Next**



The image shows a login form for McQuaid Jesuit. At the top, there is a black header with the school's logo on the left and the text "McQUAID JESUIT" in gold on the right. Below the header, the text "Username or Email" is displayed above a red-outlined input field. To the left of the input field is a black button with the word "Next" in white. To the right of the input field is a checkbox labeled "Remember me".

You will receive the message that your account is being converted to a BBID. Click **Continue**



The image shows a message from McQuaid Jesuit regarding account conversion. At the top, there is a black header with the school's logo on the left and the text "McQUAID JESUIT" in gold on the right. Below the header, the text "Your username is being converted to use Blackbaud ID with your email address:" is displayed above a grey rectangular box. Below the box, the text "Click Continue to sign in or to create a new Blackbaud Account." is displayed. At the bottom, there is a black button with the word "Continue" in white.

If this is your first BBID account, you will be prompted to Sign up. If you already have a BBID account, you will be asked to Sign in.

The email we have for you in our database will pre-populate. **(Do not change this email. If you wish to use a different email notify us at help@mcquaid.org)**

Enter your password twice. Enter your first and last name. Then click **Sign up**.

Sign up

Email address

Password

Must contain at least 12 characters and 3 of the following:

- Capital letter
- Lowercase letter
- Number
- Special character (!, #, %, etc.)

Confirm password

First name

Last name

By continuing below, you are agreeing to the [Blackbaud, Inc. Terms of Use and Privacy Policy](#).

Sign up

Blackbaud now needs to confirm your identity

Let's confirm your identity

We've sent you an email to confirm you own the address. Don't wait too long, since this email will expire in 24 hours.

You should receive the confirmation email within 5 minutes. If not, make sure the email address above is correct and check your junk folder.

[Resend email](#)

[Back to sign-in](#)

[Need help?](#)

Powered by

blackbaud

Check your email for the invitation to Connect to McQuaid Jesuit and **accept the invitation**

Connect to McQuaid Jesuit High School

McQuaid Jesuit High School (mcquaid@myschoolapp.com)

To: you [Details](#) ▾

Hello Parent

McQuaid Jesuit High School is ready for you to login via Blackbaud Services using this email address as your username.

With this invitation, you will create and use a Blackbaud ID to connect with McQuaid Jesuit High School.

[Accept Invitation](#)

Thank You!

Sign in with your email and password

Sign in


.....|

[Forgot password?](#)

Remember my email

[Sign in](#)

This screen will appear again asking you to check for another email to **Confirm your Blackbaud ID**

Let's confirm your identity

We've sent you an email to confirm you own the address. Don't wait too long, since this email will expire in 24 hours.



You should receive the confirmation email within 5 minutes. If not, make sure the email address above is correct and check your junk folder.

[Resend email](#)

[Back to sign-in](#)

[Need help?](#)

Powered by

blackbaud

Back to your email account to confirm and finish setting up your account. This must be completed within 24 hours of receiving the email.

Confirm your Blackbaud ID

Blackbaud Authentication Services (noreply@blackbaud.com)

To: you [Details](#) ▾

 McQuaid Jesuit High School

Hi Parent,

To finish setting up your account, please confirm your email address within 24 hours.

[Confirm](#)

[Need help?](#)

When your email has been verified you will see this screen.

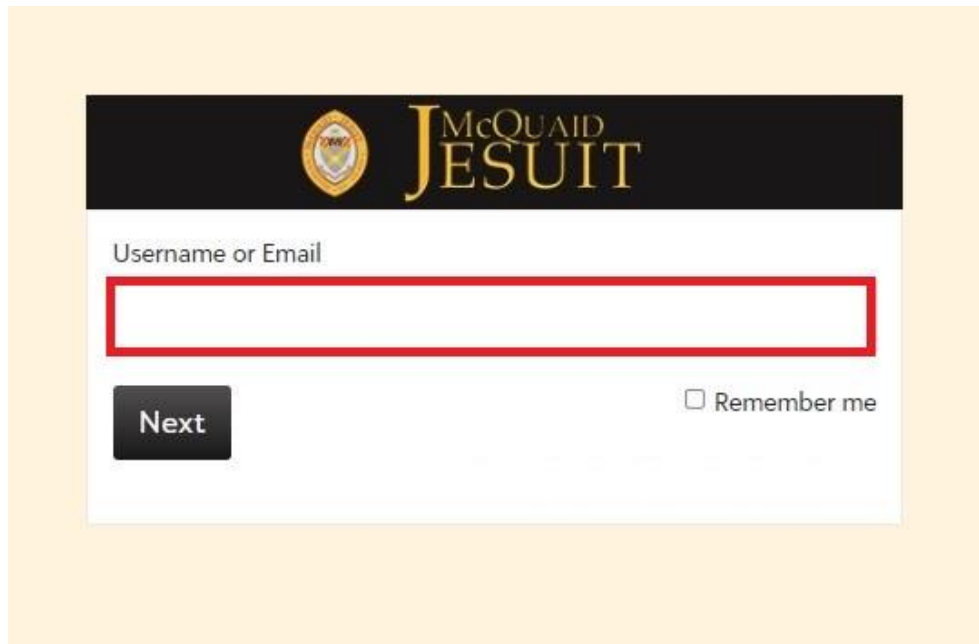
Verify email address

Your email was successfully confirmed! You will be redirected shortly.

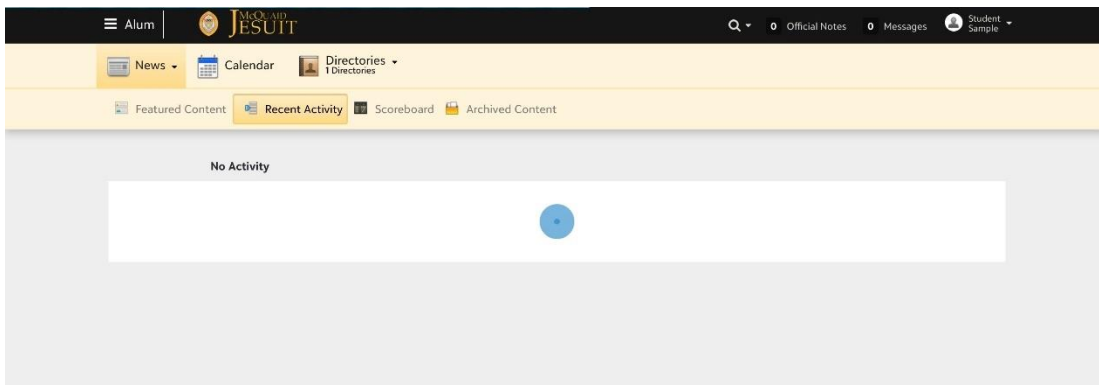
Powered by

blackbaud

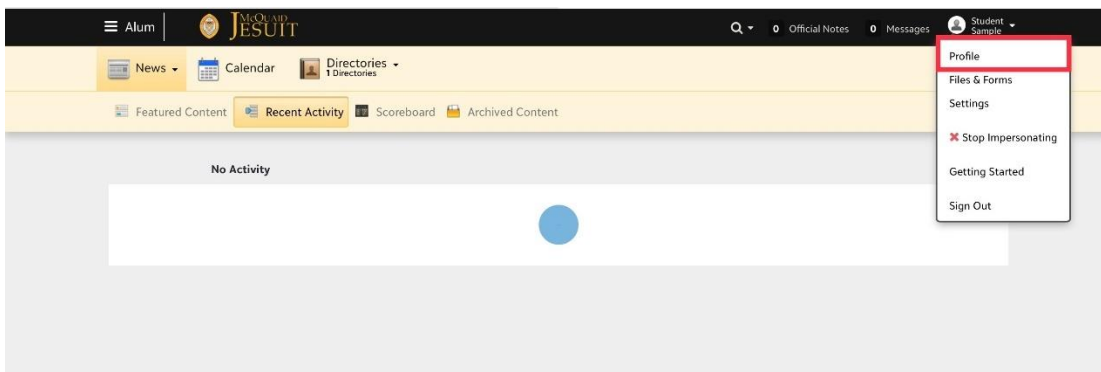
Back to the log in screen to sign in to the portal with your email and password.



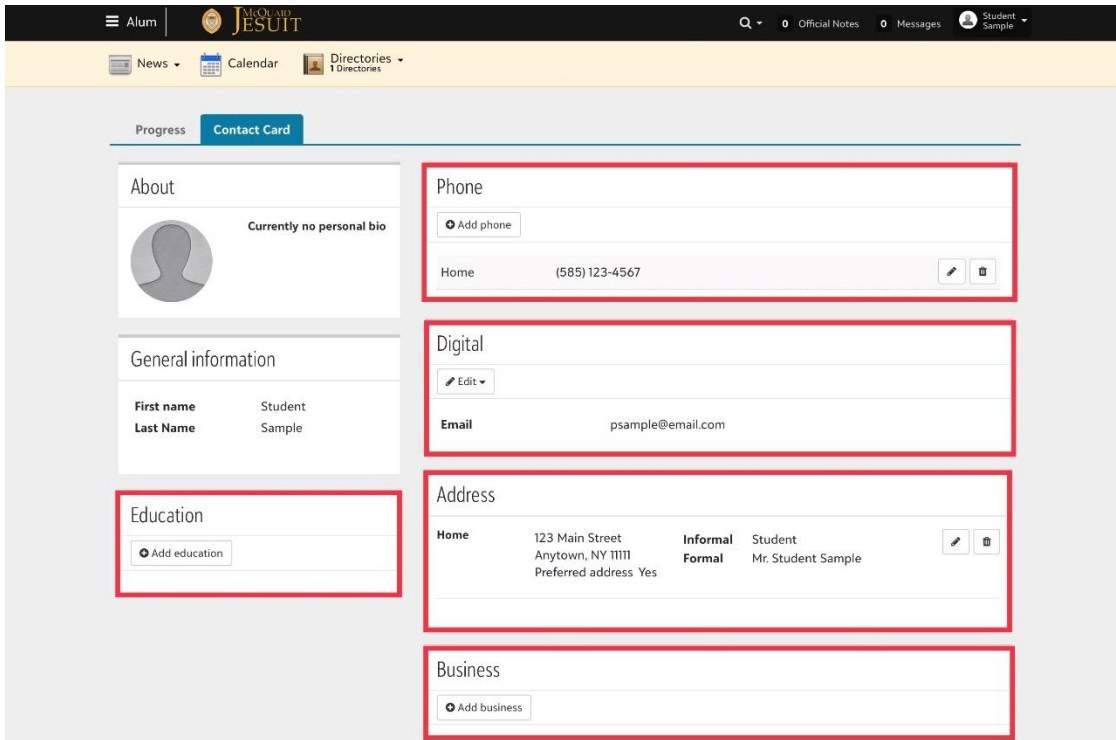
When your account opens you will see this screen.



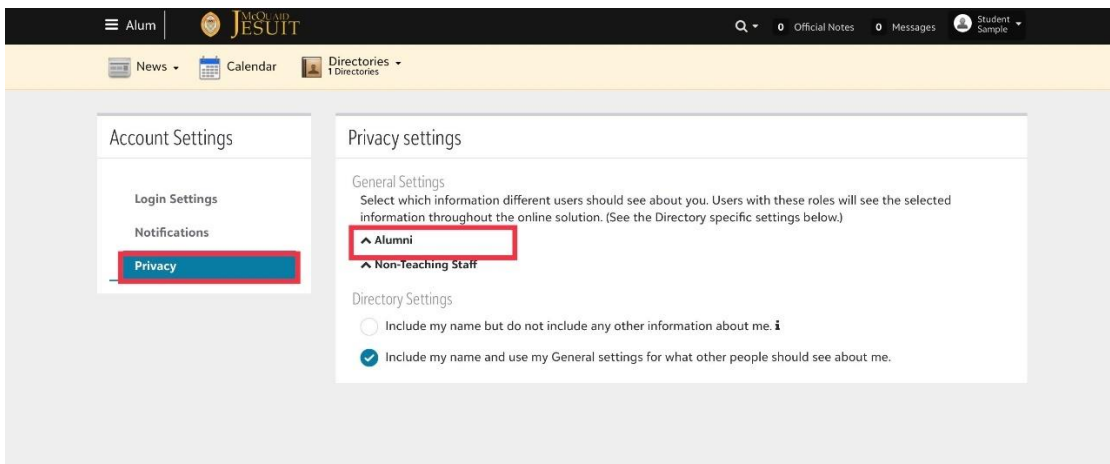
Select the down arrow next to your name and select **Profile**.



You will be able to edit the information contained in the red boxes. No need to add your McQuaid education but do enter your secondary education information. *If you have a spouse, please contact the Alumni Office with the information so we can add them.*



Currently only your name and class year will be visible to other Alumni. If you would like to include more information, select Privacy, then click Alumni to open the drop down.



Check the boxes next to the information you would like to share. Your changes will automatically save.

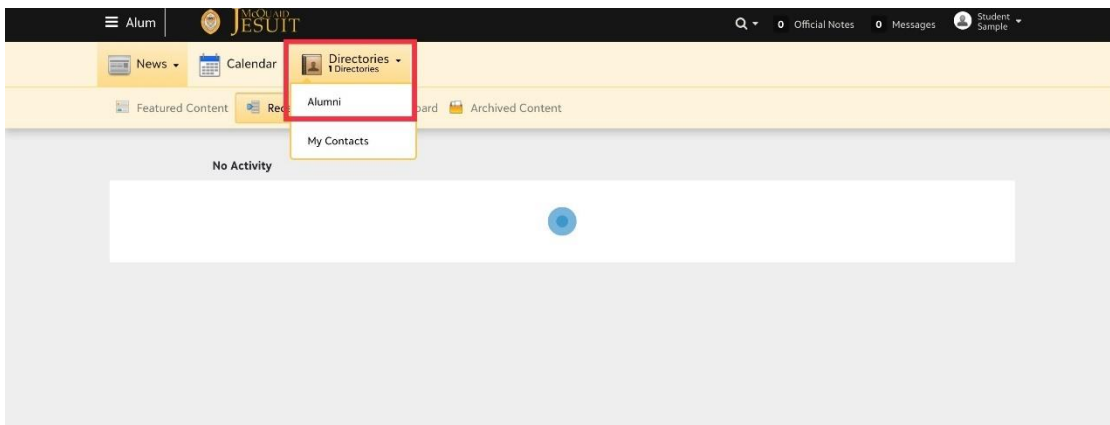
The screenshot shows the 'Privacy settings' page for an alumni user. The page is divided into two main sections: 'Account Settings' on the left and 'Privacy settings' on the right. The 'Privacy settings' section is further divided into 'General Settings' and 'Alumni' settings. The 'Alumni' settings are highlighted with a red box and include the following options:

- Preferred Name
- Prefix
- Suffix
- Middle Name
- E-mail (psample@email.com)
- Date of Birth (6/6/2007)
- Relationships
- User Photo

Below these are sections for 'Address' and 'Phone':

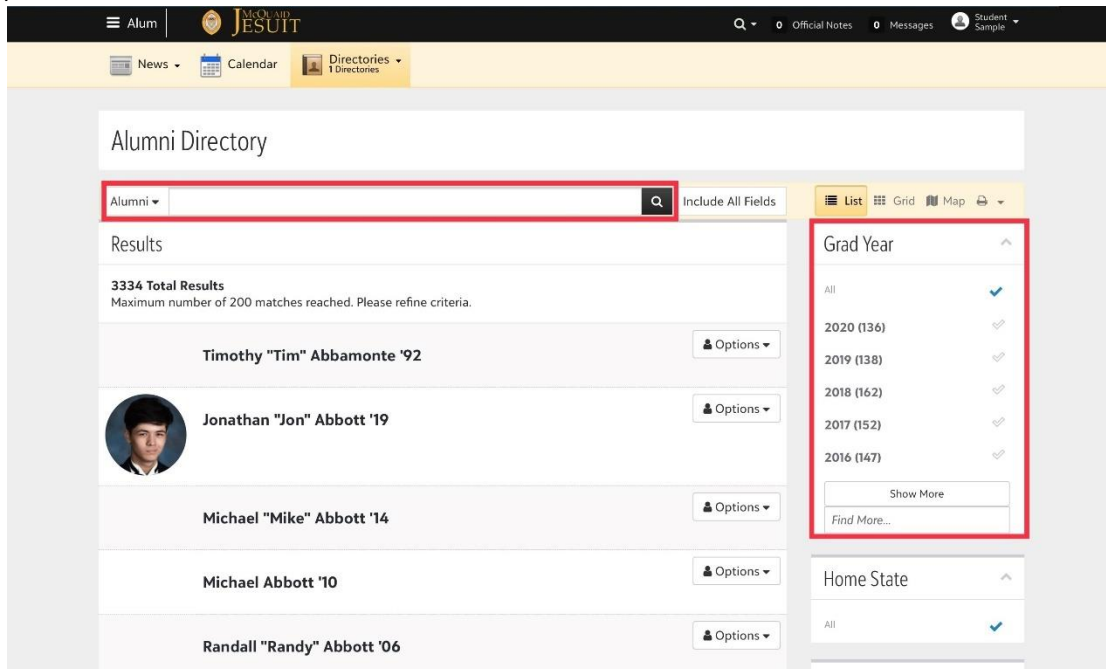
- Preferred Address
- 123 Main Street | Anytown | NY | 11111 (Home)
- Home (585) 123-4567

To view the online Alumni Directory, click on the **Directory** heading and chose **Alumni**



You can search for your classmates several ways:

- Enter a name in the search box and click the magnifying glass
- Select your Class year to see all your classmates (If your class year does not display, enter it in the box for **Find More**)



The screenshot shows the Alumni Directory search interface. At the top, there is a navigation bar with 'Alum' and 'MAGLIANO JESUIT'. Below the navigation bar, there are tabs for 'News', 'Calendar', and 'Directories'. The main content area is titled 'Alumni Directory'. A search box is highlighted with a red box, containing the text 'Alumni' and a magnifying glass icon. To the right of the search box is a button labeled 'Include All Fields'. Below the search box, there are several filters: 'List', 'Grid', and 'Map'. A 'Grad Year' filter is highlighted with a red box, showing a list of years: 'All', '2020 (136)', '2019 (138)', '2018 (162)', '2017 (152)', and '2016 (147)'. Below the filters, there is a 'Show More' button and a 'Find More...' link. The search results are displayed in a list format, showing the names and graduation years of several alumni: Timothy "Tim" Abbamonte '92, Jonathan "Jon" Abbott '19, Michael "Mike" Abbott '14, Michael Abbott '10, and Randall "Randy" Abbott '06. Each entry has an 'Options' button next to it.







Once our alumni have entered their address information, you will be able to search by **City, State and Country**.

Alumni Directory

Alumni | Search | Include All Fields | List | Grid | Map

Results

136 Total Results

-  **Joseph "Joe" Abebe '20** | Options
-  **Richard "Aiden" Aguirre '20** | Options
-  **Elias "Eli" Ames '20** | Options
-  **Lucas "Luke" Anderson '20** | Options
-  **Owen "Owen" Baird '20** | Options
-  **Donovan "Don" Banker '20** | Options

Grad Year ^

- All 
- 2020 (136) 
- 2019 (138) 
- 2018 (162) 
- 2017 (152) 
- 2016 (147) 

Show More
Find More...

Home State ^

- All 

Home City ^

- All 

Home Coun... ^

- All 